

Pharmazeutisches Institut der Rheinischen Friedrich-Wilhelms-Universität, Bonn, Germany

Pyrrolizidine alkaloids in plants used in the traditional medicine of Madagascar and the Mascarene islands

E. ROEDER, H. WIEDENFELD

Received April 26, 2011, accepted May 20, 2011

Prof. Dr. Dr. h.c. Erhard Roeder, Dr. Helmut Wiedenfeld, Pharmazeutisches Institut der Universität, An der Immenburg 4, D-53121 Bonn, Germany

roeder@uni-bonn.de, wiedenfeld@uni-bonn.de

Dedicated to Prof. Dr. med. Dr. rer. nat. Drs. h.c. Ernst Mutschler on the occasion of his 80th birthday

Pharmazie 66: 637–647 (2011)

doi: 10.1691/ph.2011.1572

Pyrrolizidine alkaloids (PAs) can be hazardous to the health of humans and animals. Although their toxicity has been known for a long time, PA containing plants are still in use in many traditional medicines. Traditional healing systems have become of increasing interest as many people believe that they can be used without any risk and side effects. This also applies to the traditional medicine of Madagascar and the Mascarene island (Mauritius, Réunion, Rodriguez). Recent literature reports have recommended this traditional medicine because of its good efficacy and pharmacological properties. However, several plants are listed there which have already been described to contain toxic PAs or are suspected of containing them.

1. Introduction

Pyrrolizidine alkaloids (PAs) are naturally occurring compounds which are contained in about 3% of all flowering plants (Bull et al. 1968). They can mainly be found in the plant families Asteraceae (tribes: Senecioneae, Eupatorieae), Boraginaceae and Fabaceae (tribe: Crotalarieae) and Apocynaceae (tribe: Apocynoideae). They can be hazardous to humans and domestic animals in case they possess a double-bond in position 1,2 in their basic bicyclic 5-membered ring system (necine) and a free position adjacent to the bridge nitrogen atom. They are ester alkaloids and can occur as monoesters, open chain diesters and macrocyclic diesters (Stegelmeier et al. 1999; Wiedenfeld et al. 2008, 2011).

In general, PAs show either no or low acute toxicity; but they can undergo a 3-step metabolic toxication process leading to alkylating agents. This process takes place in the human or animal liver and this organ is therefore the first target organ for the intoxication. PAs can show mutagenic, genotoxic, cancerogenic and fetotoxic potential (Fu et al. 2002, 2004, 2007; Xia et al. 2004, 2006; Fig. 1).

As there is usually quite a long time between the uptake of the toxic PAs and the outbreak of the typical PA intoxication (VOD = veno-occlusive disease), the correlation between the toxic agent and the resulting toxic effects is often not seen. This is even the reason why many typical PA containing plants are still used in traditional medicines by local healers for the treatment of several diseases.

It is of major interest to report such cases and make clear that the use of such plants may constitute a serious health risk. This is even important as plant medicine is becoming more and more popular also in Western countries as people tend to believe that plant products have no or less toxic side effects compared to synthetic substances. This is also reflected in the increasing popularity of ancient medicines (Ayurveda, TCM, etc.) that

play a growing role in the treatment of diseases in the form of self-medication.

In addition, increased tourism has made it possible that people come into contact with different traditional healing systems all over the world inducing them to make use of those medicines under the wrong assumption that “natural healing” can be used without any risk. This applies also to the traditional medicines of Madagascar and the Mascarene islands (Mauritius, Réunion and Rodriguez). The extraordinary flora of those islands is rich in endemic plants, which has led to a highly specialized and specific traditional medicine. However, due to the reasons mentioned before, several plants are still in use in those countries though they are known to contain toxic PAs or - on account of their botanical relation and chemotaxonomical aspects - are likely to contain them.

This paper is to list the medicinal plants which are known to contain toxic PAs (and therefore show a toxic potential) and those which can be assumed to contain them. We advise to ban those plants from the traditional medicine or use them only with exactly defined restrictions.

2. Plants containing pyrrolizidine alkaloids

2.1. Asteraceae: Tribe Eupatorieae

2.1.1. *Ageratum conyzoides* L.

This plant is growing in tropical America, India, China, Madagascar, Mauritius and Rodriguez. Vernacular name in Malagasy: ahimembo, ahiboay, fotsivoana.

Vernacular name in Mauritius: herbe de bouc, herbe babouc; chin. Name: sheng hong ji.; engl. name: bill goat, billgoat weed. It is also a medicinal plant in China (Roeder 2000).

Internal use: A decoction is taken against amoebic dysentery, diarrhoea, flatulence, indigestion and haematuria.

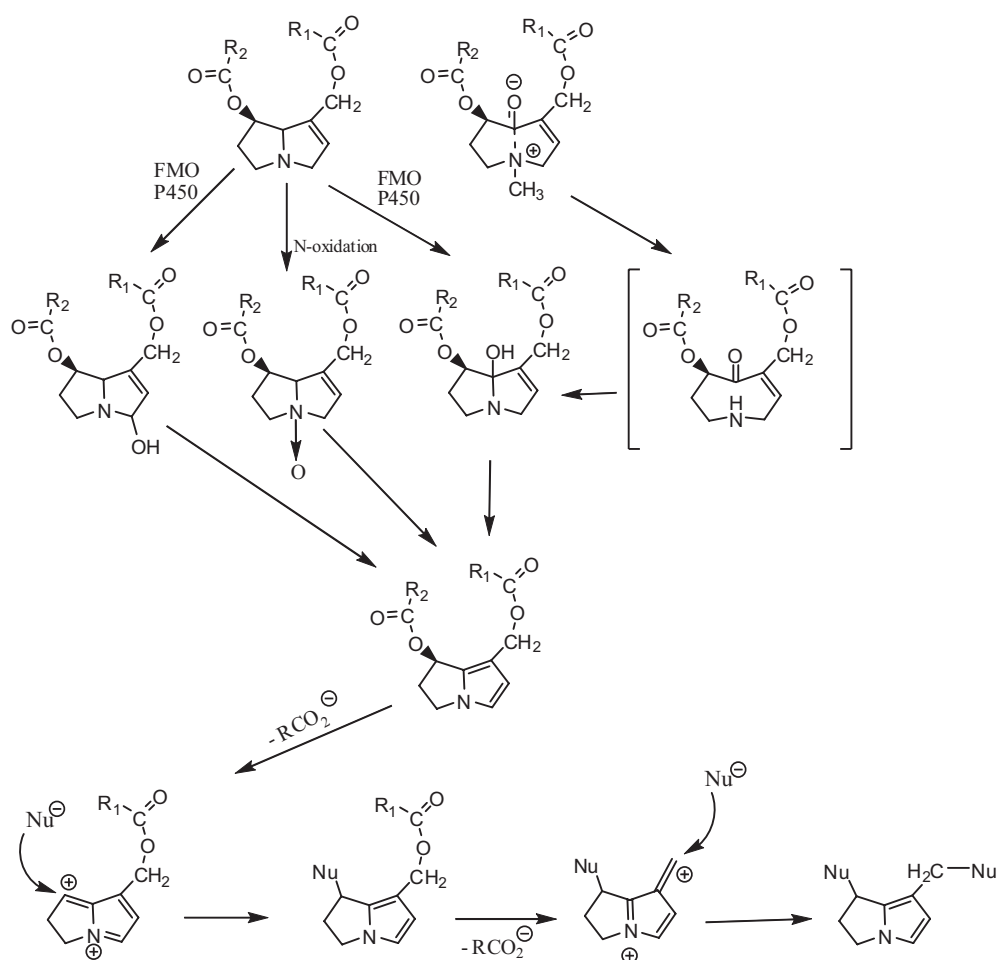


Fig. 1: Metabolic toxication process of PAs

A decoction from the leaves mixed with those of *Ayapana triplinervis* is used in case of flatulences, itches, boils. It cures diarrhoea, amoebic dysentery, indigestion, and haematuria. External use: against skin infections and abscesses. (Pernet et al. 1957; Sussman 1980; Beaujard 1988; Fakim 1990; Gurib-Fakim et al. 1993, 1994, 1995, 1996, 1997, 2004a; Novy 1997)

2.1.2. *Ageratum riparium* Regel

Growing only in Rodrigues. Vernacular name: orthosiphon. Internal use: A decoction of four leaves is taken to treat cardiac palpitation (Gurib-Fakim et al. 1994, 1996).

Since the toxic PAs lycopsamine (**14**) and echinatine (**16**) have been found in *A. conyzoides* as well as lycopsamine (**14**), retrohoustine (**26**), heliohoustine (**27**), isoretrohoustine (**28**) in *A. houstonianum* (Wiedenfeld et al. 1990, 2001), *Ageratum* species should not be used on account of the alkaloid content and the hepatotoxic effects.

2.1.3. *Eupatorium flexuosum* Lam. (syn. *Senecio flexuosus* (Lam) Less., syn. *Faujasiopsis flexuosa* (Lam.) Baker; C. Jeffrey subsp. *bourbonensis*, syn. *Faujasia flexuosa* (Lam.) Benth. & Hook., syn. *Cacalia flexuosa* Wahl, syn. *S. pollicaris* DC (Cordemoy))

Endemic plant in Mauritius, Reunion and Rodrigues Island. Vernacular name: bois cassant. Internal use: leaf decoction against diabetes and dysentery. The plant is also used in cases of respiratory ailments, also against asthma, catarrh, pleurisy, and as a diuretic.

(Sussman 1980; Adsersen et al. 1997; Jelager et al. 1998; Gurib-Fakim et al. 1992, 1995, 1997, 2004a, 2005; Fortin et al. 2002; Poullain et al. 2004; Mahomoodally et al. 2010; Narod et al. 2004a).

The plant contains alkaloids with unknown structures (Vera et al 1990), probably PAs.

2.1.4. *Eupatorium riparium* Regel (syn. *Ageratina riparia* (Regel) R.M. King & H. Rob.)

Coming from Mexico, West Indies, growing in Mauritius, Reunion and Rodrigues. Vernacular name: ortosiphon, faux ortosiphon, herbe Maurice, herbe la tension, engl. name: mist-flower, greeping crofton weed.

Internal use: A decoction of leaves is taken to treat cardiac palpitations, asthma, and gastritis, (Forgacs et al. 1981; Adsersen et al. 1997; Fakim 1990; Gurib-Fakim et al. 1994, 1995, 1996, 2004a; Fortin et al. 2002).

2.1.5. *Eupatorium triplinerve* Vahl. (syn. *E. ayapana* Vent., syn. *Ayapana triplinervis* (Vahl) R.M. King & H. Rob.)

Coming from Brasil, in Mauritius, Réunion and Rodrigues. Vernacular name: ayapanah, apanah.

Internal use: Leaf infusion is used for burning sensations in the stomach, indigestion, diarrhoea, insomnia, nausea, ulcers and vomiting. Plant juice is also used as an astringent and an emollient. The whole plant cures flu, fever, colds, pneumonia. (Sussman 1980; Fakim 1990; Gurib-Fakim et al. 1993, 1994, 1996, 1997, 2004a; Jelager et al. 1998; Jonville et al. 2008).

E. triplinerve Vahl contains alkaloids with unknown structures (Gurib-Fakim et al. 2004a, 2005). It can be assumed that these compounds are PAs.

E. cannabinum L. contains the alkaloids viridiflorine (1), cynaustaline (2), supinine (6), intermedine (8), amabiline (13), lycopsamine (14), echinatine (16) (Pedersen 1975a, 1975b; Edgar et al. 1992; Hendriks et al 1987). Most of the alkaloids are toxic. The use of *Eupatorium* species is not recommended until a possible hazardous risk is excluded.

2.2. Asteraceae: Tribe Senecioneae

2.2.1. *Crassocephalum rubens* (Jacq.) S. Moore

Growing in Madagascar, vernacular name: anandrambo. (Beaujard 1988). Medical use: for relaxation of the childbirth. Related with *C. crepidioides* (Benth.) S. Moore. The plant contains the toxic alkaloids jacobine (40) and jacoline (41) (Asada et al. 1985).

Internal use is not recommended.

2.2.2. *Emilia amplexicaulis* Baker

Growing in Madagascar. Medical use: against condylomes (Pernet et al. 1957).

2.2.3. *Emilia citrina* DC

Growing in Madagascar, vernacular name: tsionsio. Medical use: against scabies and syphilis (Pernet et al. 1957; Beaujard 1988).

2.2.4. *Emilia graminea* DC

Growing in Madagascar. Medical use: against scabies, syphilis (Pernet et al. 1957).

2.2.5. *Emilia sonchifolia* (L.) D.C. ex Wight (syn. *E. sinica* Miq., syn. *Senecio sonchifolius* (L.) Moench, syn. *Crassocephalum sonchifolium* (L.), syn. *Cacalia sonchifolia* L. Less.)

Common in tropical areas of India, Taiwan and China, naturalized in Mauritius and Reunion. This plant is a medicinal plant in China (Roeder 2000). Chinese name: Yang ti cao, Yi dian hong, I thien hung. Engl. name: purple emilia, purple sowthistle. Internal use: The leaves cure asthma, dysentery, influenza, colds, injuries, febrifuge, is diuretic and sudorific. (Gurib-Fakim et al. 1995, 1997).

E. sonchifolia contains the toxic alkaloids senkirkine (48), and doronine (49) (Cheng et al. 1986). All *Emilia* species are botanically related and the occurrence of PAs can be assumed. Internal use is not recommended.

2.2.6. *Gynura rubens* Muscher

Growing in Madagascar. Medical use: against backage burns (Pernet et al. 1957).

2.2.7. *Gynura sarcobasis* DC

Growing in Madagascar. Medical use: against venereal ulcer, syphilis (Pernet et al. 1957).

The related species *G. scandens* O. Hoffm. contains the pyrrolizidine alkaloids gynuramine (38) and O¹⁹-acetylgynuramine (39) (Wiedenfeld 1982), and *G. divaricata* DC. contains the alkaloids integerrimine (33), and usaramine (34) (Roeder et al. 1996).

All alkaloids are hepatotoxic. All the *Gynura* species are botanically related and the occurrence of PAs can be assumed. Internal use is not recommended.

2.2.8. *Senecio adscendens* Bojer ex DC

Growing in Madagascar. Medical use: against syphilis (Pernet et al. 1957).

2.2.9. *Senecio ambavilla* Pers (syn. *Hubertia ambavilla* var. *ambavilla* Bory)

Endemic in Réunion and Rodrigues, introduced in Mauritius. Vernacular name: appanah, ambaville, ambaville bleu. Internal use: A decoction is drunk against dysentery, diarrhoea and stomach upsets, burning sensations in the stomach, indigestion, and stomach upsets. Leaves for hypertension, gout, rheumatism, diuretic and as a depurative. External use: The leaves are used for wounds, abscesses, eczema, scabies. (Forgacs et al. 1981; Adersen et al. 1997; Gurib-Fakim et al. 1993, 1995, 2004a; Fortin et al. 2002; Poullain et al. 2004).

2.2.10. *Senecio bojeri* DC

Growing on the coast of Mauritius. Vernacular name: trezi. Medical use: A paste made from the crushed roots is applied to the child's forehead during a severe headache (Gurib-Fakim et al. 2004a).

2.2.11. *Senecio erectitioides* Bak

Growing in Madagascar. Medical use: Against asthma, phthisis, rubeola (Pernet et al. 1957).

2.2.12. *Senecio hubertia* Pers. (syn. *Hubertia tomentosa* (Bory) Pers.)

Endemic in Réunion Island. Vernacular name: ambaville blanche. (Forgacs et al. 1981; Adersen et al. 1997; Fortin et al. 2002; Gurib-Fakim et al. 2004a). Medical use is unknown, but it has perhaps antiviral activities (Forgacs et al. 1981) and antioxidant activities (Poullain et al. 2004).

2.2.13. *Senecio lamarckianus* Bullock (syn. *Senecio appendiculatus* (Lam) DC. ex Bojer)

Endemic plant to Mauritius. Vernacular name: bois chèvre. Internal use: A leaf and stem decoction is administered against coughs and influenza. Decoction of parts of the whole plant is drunk against dysentery and fever.

External use: A leaf and root poultice is used against eczema (Gurib-Fakim et al. 1995, 1997, 2004a, 2004b; Brendler 2010). Closely related to these medically used *Senecio* species is *S. madagascariense* Poir.

It is growing in the same area and under the same climatic conditions. *S. madagascariense* contains the alkaloids mucronatinine (32), integerrimine (33), senecionine (35), retrorsine (36), senecivernine (37), senkirkine (48), O¹²-acetylsenkirkine (49), doronine (50), desacetyldoronine (51), otosenine (52), florosene (53) (Gardner et al. 2006). All PAs are hepatotoxic. Furthermore, all *Senecio* species investigated until now contain PAs, mainly with strong hepatotoxic effects. It seems obvious that the traditionally used species contain PAs, too; on account of the strong toxic side-effects a medical use is not appropriate.

2.3. Boraginaceae

2.3.1. *Ehretia petiolaris* Lam. (syn. *Hilsenbergia petiolaris* (Lam.) J.D. Mill.)

Growing in Africa, India, South East Asia, Philippines, Australia, South America, Mauritius and Réunion. Vernacular name: bois de pipe.

Internal use: as a depurative.

External use against skin infections (Gurib-Fakim et al. 1995, 1997, 2004a). Contains alkaloids with unknown structure. The closely related *E. aspera* Willd. contains the non-toxic alkaloid ehretinine (4) (Suri et al. 1980). There are no objections to its use as a medicinal plant.

2.3.2. *Heliotropium amplexicaule* M.Vahl (syn. *H. anchusaefolium* Poir., syn. *Cochranea anchusaefolia* (Poir.), syn. *Tournefortia heliotropioides* Hook)

This plant is growing in South America, Australia, naturalized in Mauritius.

Vernacular name: herbe bleu, verveine sauvage, engl. name: blue heliotrope, clasping heliotrope, purpletop, wild heliotrope. Internal use against cough and fever (Guri-Fakim et al. 1993, 1995, 1997). It contains the toxic indicine (11) (Bull et al. 1968; Ketterer et al. 1987).

2.3.3. *Heliotropium indicum* L. (syn. *H. anisophyllum* P. De B., syn. *H. parvijlorum* Blanco, syn. *H. cordifolium* Moench, syn. *Tiaridium indicum* (L.) Lehm.)

This plant is widespread in Bangladesh, India, Japan, Myanmar, Nepal, Thailand, Vietnam, China, Madagascar, Mauritius and Rodrigues. In China it is a medicinal plant (Roeder 2000).

Vernacular name: herbe papillon. Chin. name: Da wei yao. Engl. name: Indian heliotrope.

Internal use: A decoction is taken against fever and urticaria, while a decoction of the roots is indicated in cough and fevers. The decoction of the flowers is an emmenagogue in small doses and an abortifacient in large doses.

External use: A poultice of the plant is applied locally for ulcers, sores, wound, gum boils, skin affections, insect injuries, carbuncles, herpes, and rheumatism (Pernet et al. 1957; Gurib-Fakim et al. 1993, 1994, 1995, 1996, 1997, 1999; Jelager et al. 1998). It contains strigosine (3), supinine (6), heleurine (7), heliotrine (10), indicine (11), O³-acetylindicine (12), lycopsamine (14), echinatine (16), europine (17), heliosupine (18), lasiocarpine (19), O³-acetyllasiocarpine (20), helindicine (29) and their N-oxides (Mattocks et al. 1961, 1967; Hoque et al. 1976; Kugelman et al. 1976; Pandey et al. 1983, 1983, 1996; Singh et al. 2005; Souza et al. 2005).

Indicine N-oxide shows an antitumor activity. In early clinical studies the possibility of using it for the treatment of leucemia and tumors was discussed (Kugelman et al. 1976; Ohnuma et al. 1980). But severe toxic side-effects showed that a therapy with indicine-N-oxide was not justified (Cook et al. 1983; Letendre et al. 1984; Winton et al. 1986). Most of the alkaloids are hepatotoxic.

The internal use of *Heliotropium* species is not recommended.

2.3.4. *Symphytum officinale* L. (syn. *S. consolidum* (L.))

This plant is widespread in Eurasia, Australia and/or USA. Introduced in Mauritius.

Common names: comfrey, liane chique, consoude. Rather rare in Mauritius but can be found in the grounds of some ashrams (Gurib-Fakim et al. 1999).

Internal use: as infusions and extracts in cases of gastrointestinal diseases and respiratory tract diseases. For vegetarians numerous recipes are offered for comfrey salad, spinach, soufflés, soups, bread, rolls and root beverages. External use: In the form of extracts, ointments, compress pastes, it is used in cases of fractures, contused injuries, sprainings, contusions, strains, thrombophlebitis, mastitis, and hematoma (Roeder 1995).

It contains the alkaloids intermedine (8), O⁷-acetylintermedine (9), lycopsamine (14), O⁷-acetyllycopsamine (15), symplandine (22), symviridine (23), myoscorpine (24), symphytine (25) (Furuya et al. 1968, 1971; Pedersen 1975b; Culvenor et al. 1980; Mattocks 1980; Roeder et al. 1982, 1992).

In the medicinal literature several cases of intoxication attributed to *Symphytum* are described (Huizing et al. 1981).

2.3.5. *Tournefortia acuminata* DC

Endemic to Reunion Island. Vernacular name: bois de Laurent-Martin.

Internal use: against lithiase renale, as a diuretic (Adsersen et al. 1997; Gurib-Fakim et al. 2004a; Poullain et al. 2004).

Plant contains alkaloids with unknown structures (Vera et al. 1990). The related plant *T. sarmentosa* Lam. contains the low toxic alkaloid supinine (6) (Crowley and al. 1955). The plant should not be used medically.

2.3.6. *Trichodesma zeylanicum* R.Br. (syn. *Pollichia zeylanica* F.M., syn. *Borago zeylanica* Burm.)

Growing from eastern tropical Africa to India, Ceylon, western Malesia, Australia, and is naturalized in Mauritius and Rodrigues. Vernacular name: herbe cypaya, herbe cipaye, bourrache sauvage, engl name: camel bush.

Internal use: A decoction of the leaves is credited with emmollient, demulcent and diuretic properties. A decoction of the flowers is sudorific and is used as a diuretic agent.

External use: Powdered root is analgesic when applied to wounds and skin infections. (Gurib-Fakim et al. 1993, 1995, 1997).

It contains the low toxic alkaloid supinine (6) (O' Kelly et al. 1961). The plant should not be used medically.

2.4. Fabaceae: Tribe Crotalariaceae

2.4.1. *Crotalaria spec*

Growing in Mauritius and Rodrigues. Vernacular name: croton; engl. name: rattlepod (Gurib-Fakim et al. 1993).

Internal use: Root decoction is purgative. External use: A bath of a leaf decoction is used against scabies and impetigo.

This *Crotalaria* species is probably *C. retusa* L.

2.4.2. *Crotalaria fulva* Roxb

Growing in Madagascar, against scabies and dermal tumor (Pernet et al. 1957).

2.4.3. *Crotalaria retusa* L. (syn. *Crotalaria sericea* Retz)

This plant is growing in Africa, Australia, Brazil, India, and China, it is naturalized in Mauritius and Rodrigues. Vernacular name: cascavelle jaune. Engl. name: wedge-leaved rattlepod.

External use: A bath in the plant decoction is used to treat skin infections (Gurib-Fakim et al. 1994, 1995, 1996).

The plant contains the alkaloids retusine (5), monocrotaline (30), spectabiline (31), retusamine (46), crosemperine (47) (Adams et al. 1939; Culvenor et al. 1957; Han et al. 1981; Fletcher et al. 2009).

2.4.4. *Crotalaria spinosa* Hochst

Growing in Madagascar.

Medical use: against malaria. Contains no pyrrolizidine alkaloids, but the indolizine alkaloid tashiromine (Pernet et al. 1957; Asres et al. 2004). Toxicity of tashiromine is unknown.

2.4.5. *Crotalaria striata* D.C

Growing in Madagascar (Pernet et al. 1957). Medical use: against traumata.

2.4.6. *Crotalaria uncinella* Lambk

Growing in Madagascar. Medical use: against dysentery (Pernet et al. 1957).

On account of their PA content and the fact that many intoxications by *Crotalaria* species are described those plants can be assumed to be highly toxic and a medical use is not recommended.

2.5. Apocynaceae: Tribe Apocynoideae

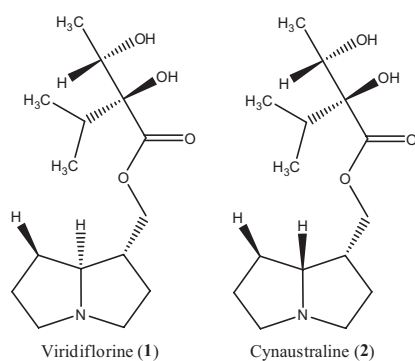
2.5.1. *Parsonia myrtifolia* (Poir) Roem. & Schult. (syn. *Landolphia myrtifolia* (Poir.) Markgraf, syn. *L. crassipes* Radlk., syn. *Echites myrtifolius* Poir, syn. *Vahea crassipes* Radlk.).

This plant is endemic in Madagascar. Vernacular name: ditivahy, fingabary, fingazahana, robanga, vahena, voahena-mamavo, mamolava.

Internal use: An infusion of the fresh root is used for urinary incontinence and as a remedy against asthma (Gurib-Fakim et al. 2004a).

The closely related *P. laevigata* Alston contains the alkaloids parsonine (42), parsonianine (43), parsonianidine (44) and 17-metyl-parsonianidine (45) (Abe et al. 1987, 1990, 1991a, 1991b). All alkaloids are toxic. An internal use is not recommended.

Non-toxic PAs:



3. Conclusion

Within the last few years some reports were published where plants used in the traditional medicine of Madagascar and the Mascarene islands were advertised for the treatment of different diseases. As mentioned before, the flora of those islands is rich in endemics and therefore specialised. However, most of the named plants were not investigated with respect to secondary metabolites. We could show that 22 plants listed for a medical treatment can be assumed to contain toxic PAs on account of botanical and chemotaxonomical relations. These plants show therefore a serious health risk.

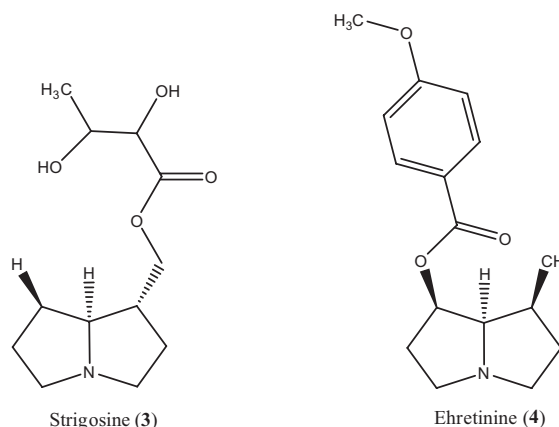
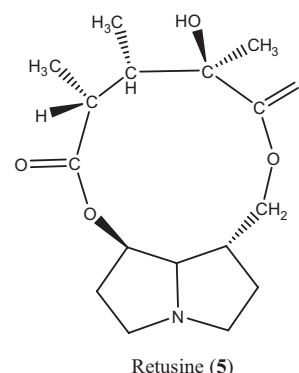
We advise not to use those plants and/or preparations from them before - due to a phytochemical analysis on their alkaloidal content - toxic side-effects can be excluded.

4. Appendix

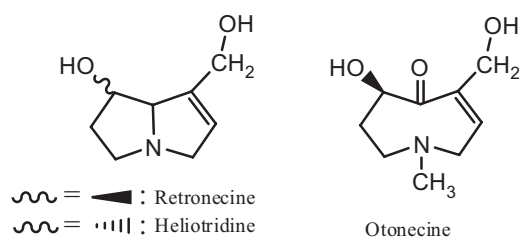
4.1. Structures of the PAs

As already mentioned PAs consist of a basic 5-membered bicyclus (necine) which can show a double-bond in position 1,2 (toxic PA) or none (non-toxic PA). Further structural aspects for a possible toxicity is a free position adjacent to the bridge nitrogen atom and esterification at the hydroxy-groups of the necine. The esterifying acids (necic acids) mostly show 5 to 10 carbon atoms and are more or less branched. The combination of the different necines with the necic acids result in a great variety of possible different PA structures. More than 350 different structures are known to date.

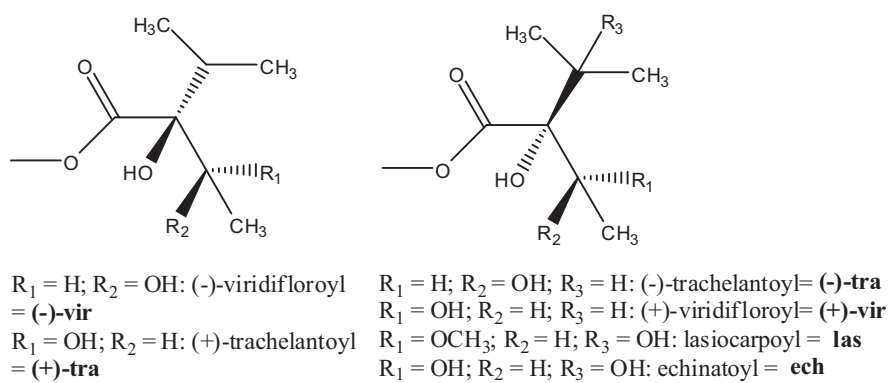
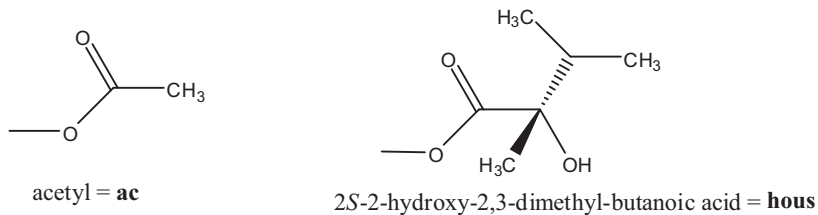
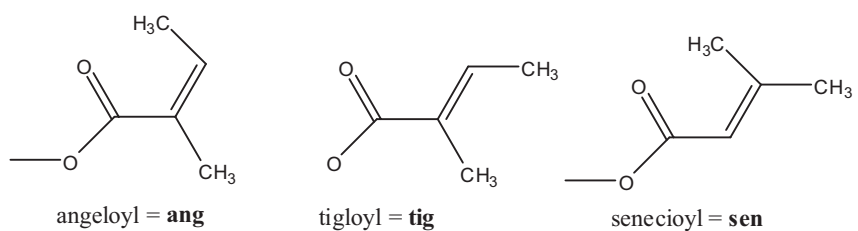
The structures of the PA mentioned in this paper are shown in the following figures:



Toxic PAs:

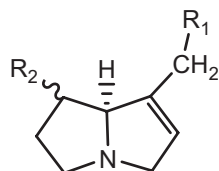


Necines



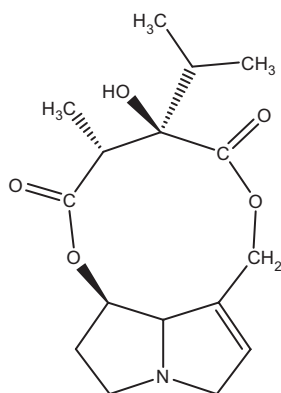
Necic acids

Open-chain mono and diester PAs:



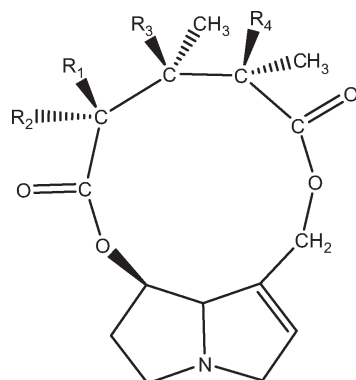
R ₁	R ₂	Name
(+)-tra	H	Supinine (6)
(+)-tra,3'-OCH ₃	H	Heleurine (7)
(+)-tra	◀OH	Intermedine (8)
(+)-tra	◀ac	Acetylintermedine (9)
(+)-tra,3'-OCH ₃	◀OH	Heliotrine (10)
(-)-tra	◀OH	Indicine (11)
(-)-tra	◀ac	Acetylindicine (12)
(-)-vir	H	Amabiline (13)
(-)-vir	◀OH	Lycopsamine (14)
(-)-vir	◀ac	Acetyllycopsamine (15)
(-)-vir	▨OH	Echinatine (16)
las	▨OH	Europine (17)
ech	▨ang	Heliosupine (18)
las	▨ang	Lasiocarpine (19)
las,3'ac	▨ang	O ³ -Acetyllasiocarpine (20)
ech	◀ang	Echimidine (21)
(+)-vir	◀ang	Symlandine (22)
(-)-vir	◀sen	Symviridine (23)
(+)-tra	◀tig	Myoscorpine (24)
(-)-vir	◀tig	Symphytine (25)
hous	◀OH	Retrohoustine (26)
hous	▨OH	Heliohoustine (27)
OH	◀hous	Isoretrohoustine (28)

Macrocyclic diester PAs:

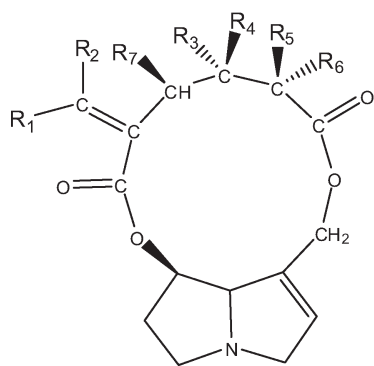


Helindicine (29)

REVIEW

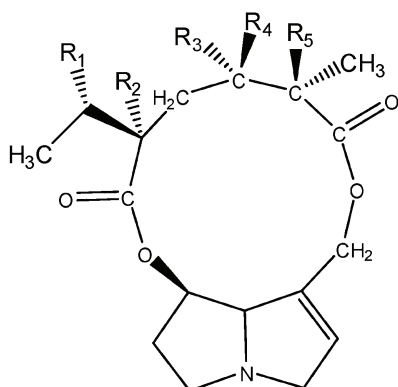


R ₁	R ₂	R ₃	R ₄	Name
H	CH ₃	OH	OH	Monocrotaline (30)
H	CH ₃	ac	OH	Spectabiline (31)



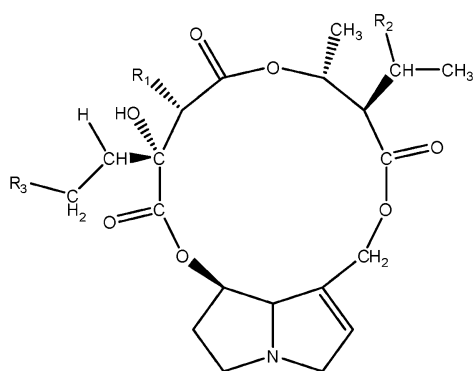
R ₁	R ₂	R ₃	R ₄	R ₅	R ₆	R ₇	Name
H	CH ₃	H	CH ₃	OH	CH ₂ OH	H	Mucronatine (32)
H	CH ₃	CH ₃	H	OH	CH ₃	H	Integerrimine (33)
H	CH ₃	CH ₃	H	OH	CH ₂ OH	H	Usaramine (34)
CH ₃	H	CH ₃	H	OH	CH ₃	H	Senecionine (35)
CH ₃	H	CH ₃	H	OH	CH ₂ OH	H	Retrorsine (36)
H	H	CH ₃	H	OH	CH ₃	CH ₃ ⁺	Senecivimine (37)
CH ₃	H	CH ₂ OH	H	OH	CH ₃	H	Gynuramine (38)
CH ₃	H	CH ₂ ac	H	OH	CH ₃	H	Acetylgynuramine (39)

* stereochemistry estimated or unknown

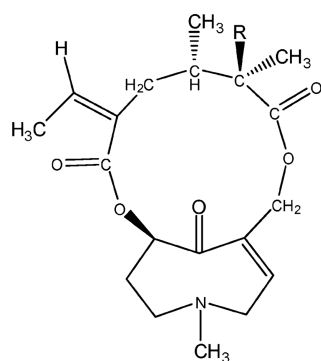
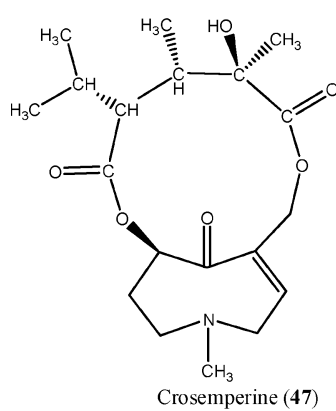
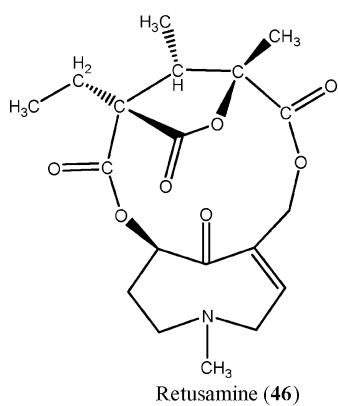


R ₁	R ₂	R ₃	R ₄	R ₅	Name
- O -		CH ₃	H	OH	Jacobine (40)
OH	OH	CH ₃	H	OH	Jacoline (41)

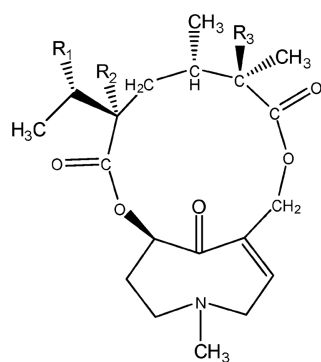
REVIEW



R ₁	R ₂	R ₃	Name
H	CH ₃	H	Parsonine (42)
OH	H	H	Parsonianine (43)
OH	H	CH ₃	Parsonsianidine (44)
OH	CH ₃	CH ₃	17-Methylparsonsianidine (45)



R	Name
OH	Senkirkine (48)
Ac	O ¹² -Acetylsenkirkine (49)



R ₁	R ₂	R ₃	Name
Cl	OH	ac	Doronine (50)
Cl	OH	OH	Desacetyldoronine (51)
- O -		OH	Otosenine (52)
- O -		ac	Florosenine (53)

References

- Abe F, Yamauchi T (1987) parsonine, a Pyrrolizidine alkaloid from *Parsonsia laevigata*. Chem Pharm Bull 35: 4661–4663.
- Abe F, Nagao T, Okabe H, Yamauchi T, Marubayashi N, Ueda I (1990) parsonianine, a macrocyclic pyrrolizidine from the leaves of *Parsonsia laevigata*. Chem Pharm Bull 38: 2127–2129.
- Abe F, Yamauchi T, Yaga S, Minato K (1991a) Pyrrolizidine alkaloids from *Parsonsia laevigata* in Okinawa Islands. Chem Pharm Bull 39: 1576–1577.
- Abe F, Nagao T, Okabe H, Yamauchi T (1991b) Macrocyclic pyrrolizidine alkaloids from *Parsonsia laevigata*. Phytochemistry 30: 1737–1739.
- Adams R, Rogers EF (1939) Structure of monocrotaline, the alkaloid in *Crotalaria spectabilis* and *Crotalaria retusa*. J Am Chem Soc 61: 2815–2819.
- Adersen A, Adersen H (1997) Plants from Réunion Island with alleged antihypertensive and diuretic effects – an experimental and ethnobotanical evaluation. J Ethnopharmacol 58: 189–206.
- Asada Y, Shiraishi M, Takeuchi T, Osawa Y, Furuya T (1985) Pyrrolizidine alkaloids from *Crassocephalum crepidioides*. Planta Med 51: 539–540.
- Asres K, Sporer F, Wink M (2004) Patterns of pyrrolizidine alkaloids in 12 Ethiopian *Crotalaria* species. Biochem Syst Ecol 32: 915–930.
- Beaujard P (1988) Plantes et Medecine Traditionelle dans le sud-est de Madagascar. J Ethnopharmacol 23: 165–265.
- Brendler T (2010) *Senecio lamarckianus* Bullock, Asteraceae. Pharm Biol 48: 1311.
- Bull LB, Culvenor CCJ, Dick AT (1968) The Pyrrolizidine Alkaloids. Their Chemistry, Pathogenicity and other Biological Properties. North-Holland Publ., Amsterdam.
- Cheng DL, Roeder E. (1986) Pyrrolizidine Alkaloids from *Emilia sonchifolia*. Planta Med 52: 484–486.
- Cook BA, Sinnhuber JR, Thomas PJ, Olson TA, Silverman TA, Jones R, Whitehead VM, Ruymann FB (1983) Hepatic failure secondary to indicine N-oxide toxicity. A pediatric oncology group study. Cancer 52: 61–63.
- Crowley HC, Culvenor CCJ (1955) Occurrence of supinine in *Tournefortia sarmentosa* Lam. Aust J Chem 8: 464–465.
- Culvenor CCJ, Smith LW (1957) The alkaloids of *Crotalaria retusa* L. Aust J Chem 10: 464–373.
- Culvenor CCJ, Edgar JA, Frahn IL, Smith LM (1980) The alkaloids of *Symphytum x uplandicum* (Russian comfrey). Aust J Chem 33: 1105–1113.
- Edgar JA, Lin HJ, Kumana CR, Ng MMT (1992) Pyrrolizidine alkaloid composition of three chinese medical herb, *Eupatorium cannabinum*, *E. japonicum* and *Crotalaria assamica*. Am J Chin Med 20: 281–288.
- Fakim AG (1990) Medicinal Plants of Mauritius. Int J Crude Drug Res 28: 297–308.
- Fletcher MT, McKenzie RA, Blaney BJ, Reichmann KG (2009) Pyrrolizidine alkaloids in *Crotalaria* taxa from Northern Australia: Risk to grazing livestock. J Agric Food Chem 57: 311–319.
- Forgacs P, Buffard G, Desconclois JF, Jehanno A, Provost J, Tiberghien R, Touche A (1981) Étude phytochimiques et activité biologiques des plantes de la Réunion et de L'île Maurice. Plantes Méd Phytothérapie 15: 80–91.
- Fortin H, Vigor C, Lohézic-Le Dévéhat F, Robin V, Le Bossé B, Boustie J, Amoros M (2002) In vitro antiviral activity of thirty-six plants from La Réunion Island. Fitoterapia 73: 346–350.
- Fu PP, Xia Q, Lin G, Chou MW (2002) Genotoxic pyrrolizidine alkaloids – mechanisms leading to DNA adduct formation and tumorigenicity. Int J Mol Sci 3: 948–964.
- Fu PP, Xia Q, Lin G (2004) Pyrrolizidine alkaloids – genotoxicity, metabolism enzymes, metabolic activation, and mechanism. Drug Metabol Rev 36: 1–55.
- Fu PP, Xia Q, Chou M, Lin G (2007) Detection, hepatotoxicity, and tumorigenicity of pyrrolizidine alkaloids in chinese herbal plants and herbal dietary supplements. J Food Drug Anal 15: 400–415.
- Furuya T, Araki K (1968) Studies on constituents of crude drugs. I. Alkaloids of *Symphytum officinale* L. Chem Pharm Bull 16: 2512–2516.
- Furuya T, Hikichi M (1971) Constituents of crude drugs. II. Alkaloids and triterpenoids of *Symphytum officinale*. Phytochemistry 10: 2217–2220.
- Gardner DR, Thorne MS, Molyneux RJ, Pfister JA, Seawright AA (2006) Pyrrolizidine alkaloids in *Senecio madagascariensis* from Australia and Hawaii and assessment for possible livestock poisoning. Biochem Syst Ecol 34: 736–744.
- Gurib-Fakim A, Sewraj MD (1992) Studies on the Antisickling Properties of Extracts of *Sideroxylon puberulum*, *Faujasiospis flexuosa*, *Cardiospermum halicacabum*, and *Pelargonium graveolens*. Planta Med 58, Suppl 1: 648.
- Gurib-Fakim A, Sewraj M, Gueho J, Dulloo E (1993) Medical ethnobotany of some weeds of Mauritius and Rodrigues. J Ethnopharmacol 39: 175–185.
- Gurib-Fakim A, Guého J (1994) Plantes Médicinales de L'île Rodrigues. Edition de l'Océan Indien, Université de Maurice.
- Gurib-Fakim A, Guého J, Bissoondoyal M D (1995) Plantes Médicinales de Maurice (Vols.1–3) Edition de l'Océan Indien, Roshill Maurice.
- Gurib-Fakim A, Sewraj MD, Gueho J, Dulloo E (1996) Medicinal plants of Rodrigues. Int J Pharmacogn 34: 2–14.
- Gurib-Fakim A, Gueho J, Sewraj-Bissoondoyal M (1997) The medicinal plants of Mauritius-part 1. Int J Pharmacogn 35: 237–254.
- Gurib-Fakim A, Gueho J (1999) Natural toxins and poisonous plants of Mauritius, Edition Le Printemps, Pailles Mauritius, ISBN: 99903–23r-r93–3.
- Gurib-Fakim A, Brendler T (2004a) Medicinal and Aromatic Plants of Indian Ocean Islands. Medpharm Scientific Publ. Stuttgart. ISBN: 3–88763r-r094–7.
- Gurib-Fakim A (2004b) The utilization and conservation of medicinal plants in Mauritius. (Herbal Gram) J Am Bot Council 64: 34–43.
- Gurib-Fakim A, Subratty H, Narod F, Govinden-Soulange J, Mahmoodally F (2005) Biologically activity from indigenous medicinal plants of Mauritius. Pure Appl Chem 77: 41–51.
- Han GQ, Xu SM, Liu F, Q, Wang X (1981) Studies on the alkaloids of *Crotalaria* species. 1. Isolation and identification of an alkaloid from *Crotalaria retusa* L. Peiching I Hsueh Yuan Hsueh Pao 13: 15–18; Chem. Abstr. 94, 162–632 (1981).
- Hendriks H, Balraadsing W, Huizing HJ, Bruins AP (1987) Investigation into the presence of pyrrolizidine alkaloids in *Eupatorium cannabinum* by means of positive and negative ion chemical ionization GC-MS. Planta Med 53: 456–461.
- Hoque MS, Ghani A, Rashid H (1976) Alkaloids of *Heliotropium indicum* Linn. Grown in Bangladesh. Bangl Pharm J 5: 13–15.
- Huizing HJ, De Boer F, Malingré TM (1981) Preparative ion-pair high-performance liquid chromatography and gas chromatography of pyrrolizidine alkaloids from comfrey. J Chromatogr 214: 257–262.
- Jelager L, Gurib-Fakim A, Adersen A (1998) Antibacterial and antifungal activity of medicinal plants of Mauritius. Pharmaceut Biol 36: 153–161.
- Jonville MC, Kodja H, Humeau L, Fournel J, De Mol P, Cao M, Angenot L, Frédéric M (2008) Screening of medicinal plants from Reunion Island for antimalarial and cytotoxic activity. J Ethnopharmacol 120: 382–386.
- O'Kelly J, Sargeant K (1961) Supinine from the seeds of *Trichodesma zeylanicum*. R Br J Chem Soc: 484.
- Ohnuma T, Ratner LH, Brooks S, Holland JF (1980) Initial clinical studies with Indicine N-Oxide (NSC 132319). Proc am Assoc Cancer Res 21:360.
- Ketterer PJ, Glover PE, Smith LW (1987) Blue heliotrope (*Heliotropium amplexicaule*) poisoning in cattle. Aust Vet J 64: 115–117.
- Kugelman M, Liu WC, Axelrod M, McBride TJ, Rao KV (1976) Indicine N-oxide: the antitumor principle of *Heliotropium indicum*. Lloydia 39: 125–128.
- Letendre L, Ludwig J, Perrault J, Smithson WA, Kovach JS (1984) Hepatocellular toxicity during the treatment of refractory acute leukemia with indicine N-oxide. Cancer 54: 1256–1259.
- Mahmoodally MF, Gurib-Fakim A, Subratty AH (2010) Screening for alternative antibiotics: an investigation into the antimicrobial activities of medicinal food plants of Mauritius. J Food Science 75: M173–M177.
- Mattocks AR, Schoental R, Crowley HC, Culvenor CCJ (1961) Indicine: major alkaloid of *Heliotropium indicum*. J Chem Soc: 5400–5403.
- Mattocks AR (1967) Minor alkaloids of *Heliotropium indicum*. J Chem Soc C (5): 329–331.
- Mattocks AR (1980) Toxic pyrrolizidine alkaloids in comfrey. Lancet 2: 1136–1137.
- Narod FB, Gurib-Fakim A, Subratty AH (2004a) Biological investigations into *Antidesma madagascariense* Lam. (Euphorbiaceae), *Faujasiospis flexuosa* (Lam.) C. Jeffrey (Asteraceae), *Toddalia asiatica* (L.) Lam. and *Vepris lanceolata* (Lam) G. Don. J Cell Mol Biol 3: 15–21.
- Narod FB, Gurib-Fakim A, Subratty AH (2004b) Phytochemical analysis of selected endemic and indigenous medicinal plants of Mauritius and Rodrigues. Res J Chem Environ 8: 47–55.
- Novy JW (1997) Medicinal plants of the eastern region of Madagascar. J Ethnopharmacol 55: 119–126.
- Pandey VB, Singh JP, Rao YV, Acharya SB (1982) Isolation and pharmacological action of heliotrine the major alkaloid of *Heliotropium indicum* Seeds. Planta Med 45: 229–233.

REVIEW

- Pandey VB, Singh JP, Mattocks AR, Bailey E (1983) A Note on "Isolation and Pharmacological Action of Heliotrine, the Major Alkaloid of *Heliotropium indicum* Seeds". *Planta Med* 46: 254.
- Pandey DP, Singh JP, Roy R, Singh VP, Pandey VB. (1996) Constituents of *Heliotropium indicum*. *Orient J Chem* 12: 321–322.
- Pedersen E (1975a) Echinatine and supinine: pyrrolizidine alkaloids from *Eupatorium cannabinum*. *Phytochemistry* 14: 2086–2087.
- Pedersen E (1975b) Pyrrolizidine alkaloids in Danish species of the family Boraginaceae. *Arch Pharm Chem Sci Ed* 3: 55–64.
- Pernet R, Meyer G (1957) Pharmacopée de Madagascar. L'Institut de Recherche Scientifique Tananarive-Tsimbazaza.
- Poullain C, Girard-Valencienne E, Smadja J (2004) Plants from Réunion island: evaluation of their free radical scavenging and antioxidant activities. *J Ethnopharmacol* 95: 19–26.
- Roeder E, Wiedenfeld H, Stengl P (1982) ¹³C-NMR-Daten der stereoisomeren Alkaloide aus *Symphytum officinale* L. *Arch. Pharm. (Weinheim)* 315: 87–89.
- Roeder E, Bourauel T, Neuberger V (1992) A new pyrrolizidine alkaloid from *Symphytum* species. *Phytochemistry* 31: 4041–4042.
- Roeder E (1995) Medicinal plants in Europe containing pyrrolizidine alkaloids. *Pharmazie* 50: 83–98.
- Roeder E, Eckert A, Wiedenfeld H (1996) Pyrrolizidine alkaloids from *Gynura divaricata*. *Planta Med* 62: 386–387.
- Roeder E (2000) Medicinal plants in China containing pyrrolizidine alkaloids. *Pharmazie* 55: 711–72.
- Singh JP, Pandey DP, Pandey MB, Singh A, Singh R (2005) Alkaloids of *Heliotropium indicum*. *J Ind Chem Soc* 82: 175–176.
- Stegelmeier BL, Edgar JA, Gardner DR, Coulombe RA, Molyneux RJ (1999) Pyrrolizidine alkaloid plants, metabolism and toxicity. *J Nat Tox* 8: 95–116.
- Souza JSN, Machado LL, Pessoa ODL, Braz-Filho R, Overk CR, Cassia R, Yao P, Cordell GA, Lemos TLG (2005) Pyrrolizidine alkaloids from *Heliotropium indicum*. *J Braz Chem Soc* 16: 1410–1414.
- Suri OP, Jamwal RS, Suri KA, Atal CK. (1980) Ehretinine, a novel pyrrolizidine alkaloid from *Ehretia aspera*. *Phytochemistry* 19: 1273–1274.
- Sussman LK (1980) Herbal medicine on Mauritius. *J Ethnopharmacol* 2: 259–278.
- Véra R, Smadia J, Conan JY (1990) Essais préliminaires sur quelques plantes à alcaloïdes de l'île de la Réunion 24: 50–65.
- Wiedenfeld H (1982) Two pyrrolizidine alkaloids from *Gynura scandens*. *Phytochemistry* 21: 2767–2768.
- Wiedenfeld H, Roeder E (1990) Pyrrolizidine alkaloids from *Ageratum conyzoides*. *Planta Med* 56: 521.
- Wiedenfeld H, Andrade Cetto A (2001) Pyrrolizidine alkaloids from *Ageratum houstonianum* Mill. *Phytochemistry* 57: 1269–1271.
- Wiedenfeld H, Roeder E, Bourauel T, Edgar J (2008) Pyrrolizidine alkaloids: Structure and Toxicity V&R unipress, Bonn University Press. ISBN: 978-3-89971r-r426-5.
- Wiedenfeld H (2011) Plants containing pyrrolizidine alkaloids: toxicity and problems. *Food Add Contam* 28: 282–292.
- Winton EF, McCue PA (1986) Indicine N-oxide in the treatment of refractory adult acute leukemia. *Cancer Treatment Rep* 70: 933–934.
- Xia Q, Chou MW, Lin G, Fu PP (2004) Formation of DHP-derived DNA adducts from metabolic activation of clivorine, a representative otonecine-type pyrrolizidine alkaloid, and *Ligularia hodgsonii* Hook plant extract. *Chem Res Toxicol* 17: 702–708.
- Xia Q, Chou MW, Edgar JA, Doerge DR, Fu PP (2006) Formation of DHP-derived DNA adducts from metabolic activation of the prototypic heliotridine-type pyrrolizidine alkaloid, lasiocarpine. *Cancer Lett* 231: 138–145.